

Liebe 5e,

hier neues Material für zu Hause. Bitte bearbeitet das Material so, wie ihr es kennt.

Erklärung durchlesen, Lösung umknicken, arbeiten und dann am Ende eure Lösung mit der Musterlösung vergleichen.

Wenn ihr das Material vom letzten mal gut bearbeitet habt, dann dürftet ihr bereits in der Schule Gelerntes nochmals gut vertieft haben.

Diesmal geht es darum, wie man im Englischen **Fragen** stellt. Wenn ihr euch an die Beispielsätze haltet und das Schema (mit den Pfeilen beachtet) dürfte es eigentlich gar keine Probleme geben :).

Ein wenig **Vokabelarbeit** abseits des Buches gibt es auch noch für euch: Schaut euch das **Video** (Lied mit Untertiteln) zum korrekten Händewaschen an und übersetzt / überträgt unbekannte Wörter in euer Vokabelheft.

(Eine gute Wörterbuchseite ist: <https://de.pons.com/>)

<https://www.youtube.com/watch?v=S9VjeIWLnEg>

SCAN ME



Solltet ihr Fragen haben, erreicht ihr mich unter folgender Mailadresse:

[loh.gesamtschule@schulen-hattingen.de](mailto:loh.gesamtschule@schulen-hattingen.de)

Bis bald, bleibt gesund und bleibt nach Möglichkeit zu Hause,




Mr Loh


# Questions with (to) be: Am ... / Is ... / Are ...?



Form questions!

Example:

					
1	2	am is are	1	2	
He	is	a friend.	→	Is	he
They	are	new.	→	Are	they
			a friend?		
			new?		
	am is are			Am Is Are	
This	is	her mum.	→		her mum?
You	are	a student.	→		a student?
This	is	your bag.	→		your bag?
You	are	at home.	→		at home?
The party	is	here.	→		here?
They	are	happy.	→		happy?
This	is	your book.	→		your book?
Ina and Lu	are	in Year 5.	→		in Year 5?
He	is	a friend.	→		a friend?
You	are	from Berlin.	→		from Berlin?
The rooms	are	big.	→		big?
I	am	right.	→		right?
Linda	is	in her room.	→		in her room?
It	is	cold.	→		cold?

Are the rooms big? Am I right? Is Linda in her room? Is it cold?	Are they happy? Is this your book? Are Ina and Lu in Year 5? Is he a friend? Are you from Berlin?	Is this her mum? Are you a student? Is this your bag? Are you at home? Is the party here?	Turn over! 
<b>Answers:</b>			

# Questions with (to) be: Am ... / Is ... / Are ...?



Form questions! Find the right order!

Example:

Example diagram showing the reordering of words to form questions:

1                      2                      am is are                      1                      2

This is your cat. → Is this your cat?

They are new. → Are they new?

	am is are		Am Is Are	
Tim	Is	her friend	→	
you	Are	a teacher	→	
your book	this	Is	→	
at home	you	Are	→	
Is	the party	here	→	
they	Are	angry	→	
this	your pen	Is	→	
Are	in Year 5	Ina and Lu	→	
here	you	Are	→	
Is	in his room	he	→	
her bag	Is	this	→	
Are	from Paris	you	→	
wrong	Am	I	→	
happy	Peter	Is	→	

**Answers:**

Is Tim her friend?  
Are you a teacher?  
Is this your book?  
Are you at home?  
Is the party here?

Are they angry?  
Is this you pen?  
Are Ina and Lu in Year 5?  
Are you here?  
Is he in his room?


Is this her bag?  
Are you from Paris?  
Am I wrong?  
Is Peter happy?






# Questions with (to) be: Am ... / Is ... / Are ... ?

## a) Form questions!

<b>Am Is Are</b>	Am Is Are		John <del>they</del> we Peter and Tom you I your parents Linda this	late? your book? your sister? <del>in your class?</del> happy? brothers? there? at home? your friend?
--------------------------	-----------------	---	---	---

**Example:** Are they in your class?

1. \_\_\_\_\_
2. \_\_\_\_\_
3. \_\_\_\_\_
4. \_\_\_\_\_
5. \_\_\_\_\_
6. \_\_\_\_\_
7. \_\_\_\_\_
8. \_\_\_\_\_

**Answers:** Is John ...? / Are we ...? / Are Peter and Tom ...? / Are you ...? / Am I ...? /  
 Are your parents ...? / Is Linda ...? / Is this ...? /  
 Turn over! 

## b) Find the right order for a question.

<b>Example:</b> We are late	→	Are we late?	
a) happy you Are	→	_____	Are you happy?
b) Is pen this your	→	_____	Is this your pen?
c) Tim and Joe Are friends	→	_____	Are Tim and Joe friends?
d) brother your Peter Is	→	_____	Is Peter your brother?
e) I right Am	→	_____	Am I right?
f) home at Are you	→	_____	Are you at home?